

## OT FIT 75/220-240/550 D LT2 L

OPTOTRONIC FIT D LT2 L | Linear / Area Constant Current – Non dimmable



### Product family features

- Line frequency: 0 Hz | 50 Hz | 60 Hz
- Versatile scope of application due to output power range of up to 120 W
- Supply voltage: 220...240 V
- Available with output current range: up to 750 mA
- Non-isolated drivers

### Product family benefits

- Flexible current setting (LEDset2)
- Lifetime: up to 100,000 h (temperature at  $T_c = 65\text{ °C}$ , max. 10 % failure rate)
- High quality of light thanks to low output ripple current
- Very high efficiency
- Fulfill safety requirement due to overload, overtemperature, Hot Plug protection

### Areas of application

- Linear lighting for office, education, industry, storage areas and retail
- Installation in emergency lighting systems according to IEC 61347-2-13, appendix J
- Suitable for installation in emergency lighting systems according to EN 60598-2-22
- Suitable for luminaires of protection class I

## Technical data

### Electrical data

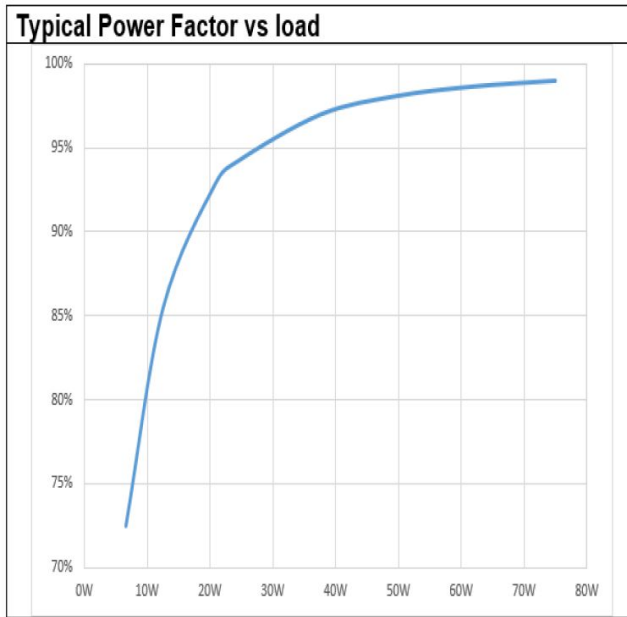
Nominal input voltage	220...240 V
Mains frequency	0/50/60 Hz
Input voltage AC	198...264 V
Input voltage DC	176...276 V
Current set	LEDset
Total harmonic distortion	< 5 %
Power factor $\lambda$	0.67C...0.99
Efficiency in full-load	93 % <sup>1)</sup>
Device power loss	7.0 W
Protective conductor current	<0.5 mA
Inrush current	41 A
Max. ECG no. on circuit breaker 10 A (B)	16
Max. ECG no. on circuit breaker 16 A (B)	26
Surge capability (L/N-Ground)	2 kV
Surge capability (L-N)	1 kV
Nominal output voltage	54...216 V
U-OUT (working voltage)	< 250 V
Nominal output current	125...550 mA <sup>2)</sup>
Default output current	75 mA <sup>3)</sup>
Output current tolerance	$\pm 3$ %
Output current LEDset open	75 mA
Output current LEDset shorted	550 mA
Output ripple current (100 Hz)	< 1 %
Output PSTLM	$\leq 1$
Output SVM	$\leq 0.4$
Nominal output power	6.8...75 W
Maximum output power	75 W
Galvanic isolation	Non isolated

1) at 230 V, 50 Hz

2)  $\pm 3$ %

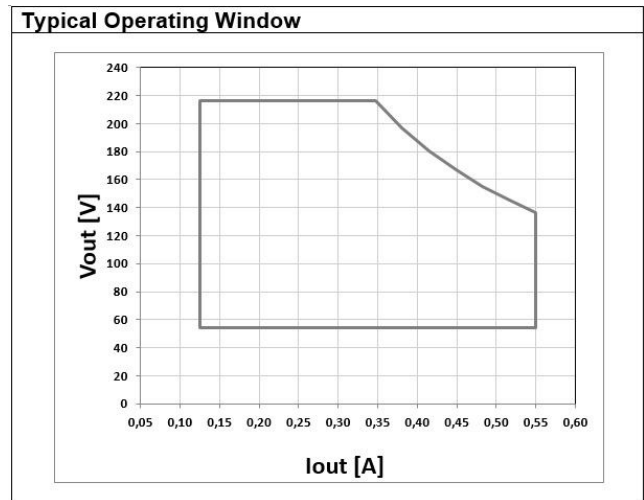
3) LEDset deactivated

## Typical Power Factor v Load



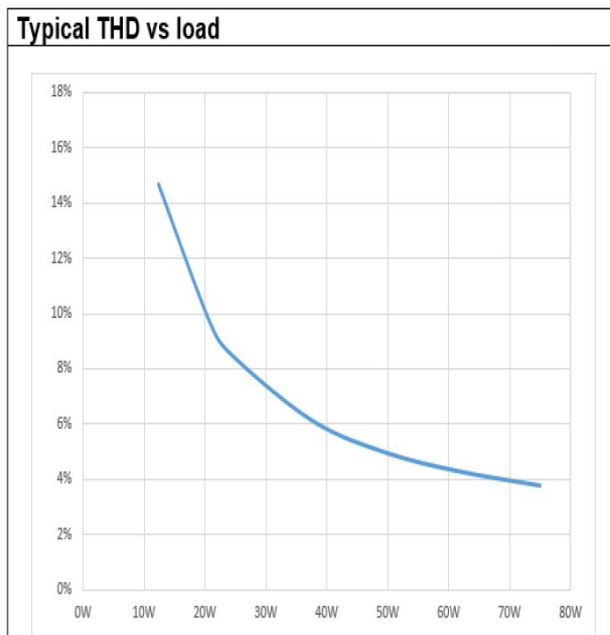
OT FIT 75/220-240/550 D LT2 L Typical Power Factor vs. Load

## Operating Window



OT FIT 75/220-240/550 D LT2 L Operating Window

## Typical THD v Load



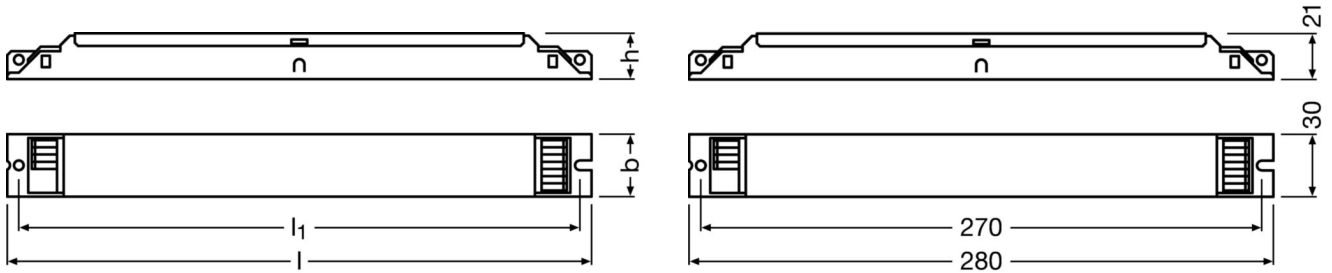
OT FIT 75/220-240/550 D LT2 L Typical THD Vs Load

## Typical Efficiency v Load 230 V 50 Hz



OT FIT 75/220-240/550 D LT2 L Typical Efficiency vs. Load (230 V / 50 Hz)

## Dimensions & weight



<b>Length</b>	280.0 mm
<b>Width</b>	30.0 mm
<b>Height</b>	21.0 mm
<b>Mounting hole spacing, length</b>	270.0 mm
<b>Mounting hole spacing, width</b>	not relevant mm
<b>Cable cross-section, input side</b>	0.5...1.5 mm <sup>2</sup>
<b>Cable cross-section, output side</b>	0.5...1.5 mm <sup>2</sup>
<b>Wire preparation length, input side</b>	8.5...9.5 mm
<b>Wire preparation length, output side</b>	8.5...9.5 mm
<b>Product weight</b>	176.00 g

## Colors & materials

<b>Casing material</b>	Metal
------------------------	-------

## Temperatures & operating conditions

<b>Ambient temperature range</b>	-25...+60 °C
<b>Maximum temperature at tc test point</b>	75 °C
<b>Max.housing temperature in case of fault</b>	110 °C
<b>Temperature range at storage</b>	-25...85 °C
<b>Permitted rel. humidity during operation</b>	5...85 % <sup>1)</sup>

1) Maximum 56 days/year at 85 %

## Lifespan

<b>ECG lifetime</b>	50000 h / 100000 h <sup>1)</sup>
---------------------	----------------------------------

1) At maximum  $T_c = 75^\circ\text{C}$  / 10% failure rate / At  $T_c = 65^\circ\text{C}$  / 10% failure rate

## Additional product data

<b>Encapsulated</b>	No
---------------------	----

## Capabilities

<b>Programming interface</b>	LEDset
<b>Dimmable</b>	No
<b>Constant lumen function</b>	No
<b>Max. cable length to lamp/LED module</b>	2.0 m <sup>1)</sup>
<b>Suitable for fixtures with prot. class</b>	I
<b>Suitable for emergency lighting</b>	Yes
<b>Type of connection, input side</b>	Push terminal
<b>Type of connection, output side</b>	Push terminal
<b>Number of channels</b>	1
<b>Overheating protection</b>	Automatic reversible
<b>Overload protection</b>	Automatic reversible
<b>Short-circuit protection</b>	Automatic reversible
<b>Intended for no-load operation</b>	No
<b>No-load proof</b>	Yes

1) Output wires must be routed as close as possible to each other

## Programming

Programming device	LEDset
--------------------	--------

## Certificates & standards

Approval marks – approval	CE / EL / VDE-ENEC / VDE-EMC / EAC / CCC / BIS / RCM
Standards	Acc. to EN 61347-1 / Acc. to EN 61347-2-13 / Acc. to EN 55015 / Acc. to EN 61547 / Acc. to EN 61000-3-2 / Acc. to EN 62384 / Acc. to EN 62386
Type of protection	IP20
Protection class	1

## Logistical data

Commodity code	85044083900
----------------	-------------

## Environmental information

Information according Art. 33 of EU Regulation (EC) 1907/2006 (REACH)	
Date of Declaration	14-06-2024
Primary Article Identifier	4052899478435
Declaration No. in SCIP database	In work

## Download Data

File		
Certificates	PDF	▶OT ENEC 40038085 111023
CAD data 3-dim	Compressed	▶OT FIT D LT2 L CAD3PDF 150120
CAD data 2-dim	Compressed	▶OT FIT D LT2 L CAD2PDF 150120
CAD data	Compressed	▶OT FIT D LT2 L IGS 150120
CAD data	Compressed	▶OT FIT D LT2 L STEP 150120
Mandatory Publications	PDF	▶OT FIT D LT2 L UK DoC 4288054 02 080923
Mandatory Publications	PDF	▶OT FIT D LT2 L CE 3461268 161023
User instruction	PDF	▶OPTOTRONIC LED Power Supply

## Ecodesign regulation information:

Intended for use with LED modules.

The forward voltage of the LED light source shall be within the defined operating window of the control gear in all operating conditions including dimming if applicable.

Separate control gear and light sources must be disposed of at certified disposal companies in accordance with Directive 2012/19/EU (WEEE) in the EU and with Waste Electrical and Electronic Equipment (WEEE) Regulations 2013 in the UK. For this purpose, collection points for recycling centres and take-back systems (CRSO) are available from retailers or private disposal companies, which accept separate control gear and light sources free of charge. In this way, raw materials are conserved and materials are recycled.



## Logistical Data

Product code	Product description	Packaging unit (Pieces/Unit)	Dimensions (length x width x height)	Volume	Gross weight
4052899478435	OT FIT 75/220-240/550 D LT2 L	Shipping carton box 20 Pieces	305 x 161 x 104 mm	5.11 dm <sup>3</sup>	177.00 g

The mentioned product code describes the smallest quantity unit which can be ordered. One shipping unit can contain one or more single products. When placing an order, for the quantity please enter single or multiples of a shipping unit

## Disclaimer

Subject to change without notice. Errors and omission excepted. Always make sure to use the most recent release.